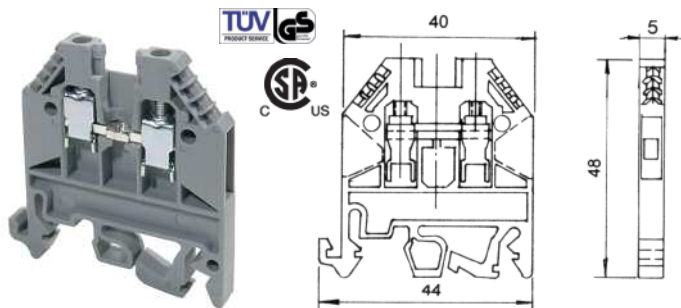



## 35mm DIN RAIL TERMINAL BLOCKS




### TERMINAL BLOCK 20Amp 600VAC

Suitable for wire sizes 24 to 12 AWG  
Pitch: 5mm Size: 2.5mm<sup>2</sup>

**58-425-0**

**SIDE COVER FOR 58-425-0  
AND 58-400-0**

**58-401-0**



### 80 POSITION BRIDGE BAR FOR 58-425-0

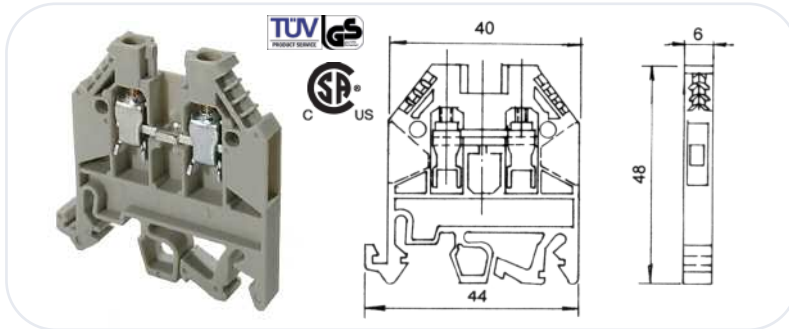
**58-428-0**

On the picture only 12 are shown.

### BRIDGE BAR FOR 58-400-0

**58-429-0**

## 35mm DIN RAIL TERMINAL BLOCKS



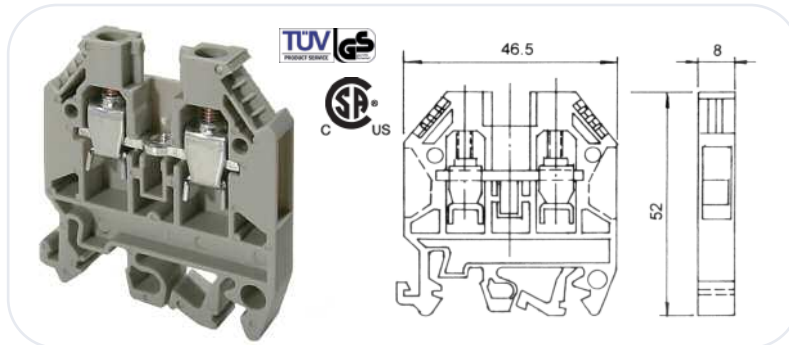
### **TERMINAL BLOCK 30Amp 600VAC**

Suitable for wire sizes 22 to 10 AWG  
Pitch: 6mm Size: 4mm<sup>2</sup>

**58-400-0**

### **SIDE COVER FOR 58-425-0 AND 58-400-0**

**58-401-0**



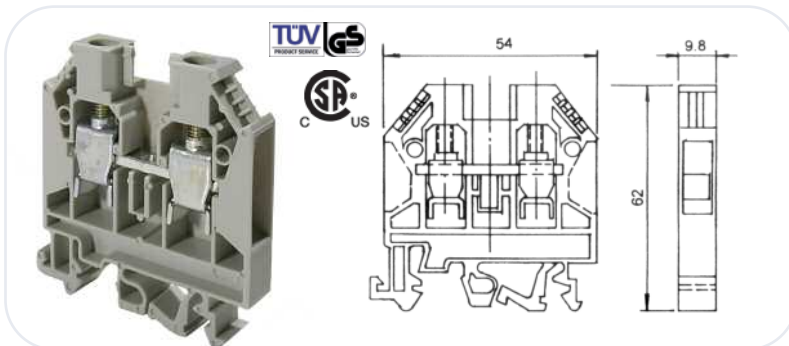
### **TERMINAL BLOCK 40Amp 600VAC**

Suitable for wire sizes 8 to 22 AWG  
Pitch: 6mm Size: 6mm<sup>2</sup>

**58-402-0**

### **SIDE COVER FOR 58-402-0**

**58-403-0**



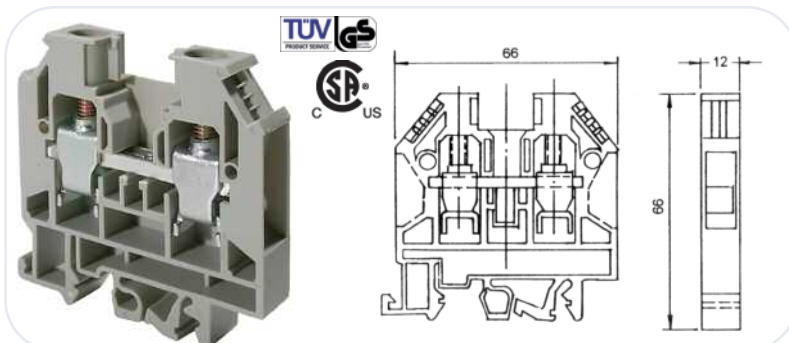
### **TERMINAL BLOCK 60Amp 600VAC**

Suitable for wire sizes 6 to 18 AWG  
Pitch: 9.8mm Size: 10mm<sup>2</sup>

**58-404-0**

### **SIDE COVER FOR 58-404-0**

**58-405-0**



### **TERMINAL BLOCK 75Amp 600VAC**

Suitable for wire sizes 6 to 14 AWG  
Pitch: 12mm Size: 16mm<sup>2</sup>

**58-406-0**

### **SIDE COVER FOR 58-406-0**

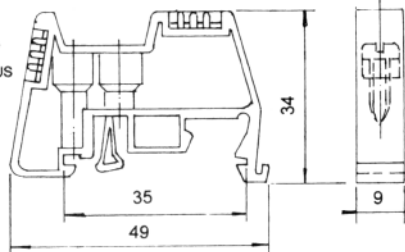
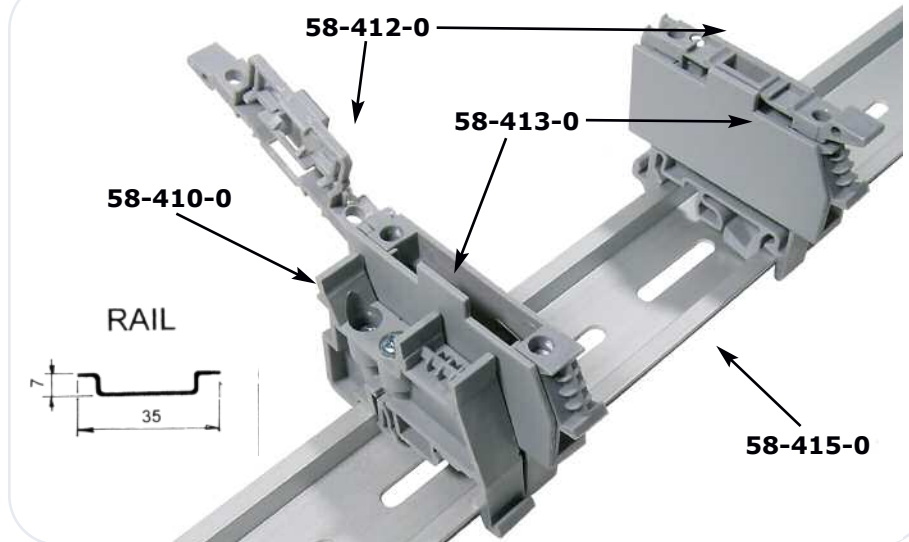
**58-407-0**

## 35mm DIN RAIL TERMINAL BLOCKS

### ALUMINUM DIN RAIL

35 x 7.5 mm - 1 meter long

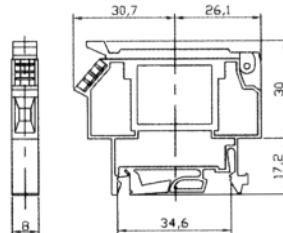
**58-415-0**



### DIN RAIL END STOPPER

Suitable for locking terminals into position on the rail.

**58-410-0**



### FUSE TERMINAL

5 x 20mm fuse - wire sizes  
22 to 10 AWG


**58-412-0**

### COVER FOR 58-412-0

**58-413-0**




## 35mm DIN RAIL TERMINAL BLOCKS



### ***SINGLE BLANK MARKERS***

Single blank markers suitable for the 58-400-0, 58-402-0, 58-425-0 terminal blocks. 200/Tray.

**58-426-0**



### ***DUAL BLANK MARKERS***

Dual blank markers suitable for the 58-400-0, 58-402-0, 58-425-0 terminal blocks. 100/Tray.

**58-426D-0**